

A dynamic night-time photograph of three CFMOTO NK motorcycles with riders in full protective gear. The motorcycles are positioned in a staggered formation, moving from left to right. The lead motorcycle on the right is a blue and white model, while the two following are silver and black. All headlights are on, illuminating the dark road. The background shows blurred city lights and a bridge structure, suggesting high speed. The overall color palette is dominated by blues and blacks, with the white of the headlights and the silver of the bikes providing contrast.

# THE NK RANGE

 CFMOTO









# EXPERIENCE MORE TOGETHER

CFMOTO PRODUCES PROGRESSIVE VEHICLES THAT MAXIMIZE THE JOY OF SHARED RIDING EXPERIENCES. Never allow challenges to defeat you and always explore new possibilities. We are determined to deliver on our brand promise 'Experience more together'. That is why the NK family range was built specifically for you, the real street rider, to enjoy precise handling and groundbreaking engines that pack a punch. Like our vehicles and just like you, we are always moving forward.





A person wearing a black motorcycle helmet and a black leather jacket is positioned on the left side of the frame, looking down. The background shows a long, straight road with white dashed lines, leading towards a horizon under a twilight sky. On the right side of the road, there is a modern building with a long, low profile and a series of columns. The overall mood is contemplative and adventurous.

**GO** EMBRACE  
NEW POSSIBILITIES  
**BEYOND**



THE 400NK, CONSTRUCTED  
FOR TRUE PERFORMANCE,  
DELIVERING ON A PROMISE TO  
CREATE BETTER EXPERIENCES.  
Our passion for excellent handling  
is unrivaled within the world of  
motorcycling. We believe that in  
order for you to truly enjoy a ride  
you need to be with the right  
people and on this bike. The  
400NK, a real groundbreaking  
motorcycle.



400NK



# 400NK

DESIGNED TO  
CHANGE THE GAME

**FUEL TANK**  
17 liters.

**PROGRESSIVE  
4 CAVITY MUFFLER**  
Better noise reduction.

**SHOCK ABSORBER**

The gas-pressurized hydraulic mono shock provides excellent damping and quick response on the road. It is precisely adjusted with 45 mm of travel and adjustable pre-load. The telescopic front fork has a travel of 120 mm.

**TIRE**



CST Radial Tire.



**DIAMOND HIGH TENSILE STEEL FRAME**

The torsionally resistant frame is twice as effective as an ordinary steel frame.





**1 / BRAKE SYSTEM / ABS** The optional continental ABS system provides unrivaled stopping-ability to the 400NK for shorter braking distances and more braking power. Fitted with floating double 300 mm brakes and dual piston calipers at the front, with a single 220 mm brake disk and single piston caliper up rear.


**2 / LCD DASHBOARD WITH BACKLIGHTS** The LCD dashboard allows for easy readability of various functions on the bike while on the move.





# 400NK

**2-CYLINDER INLINE**  
8-valve, DOHC.



**HYDRAULIC TENSIONER**  
Aids in adding more stability  
while reducing engine noise.

**BOSCH EFI SYSTEM**  
Environmentally friendly.



## ENGINE

The powerful 400,4 cc engine has slide bearing technology for higher engine reliability. Hydraulic tensioner technology reduces engine noise and the BOSCH EFI system with a dual 38 mm throttle contributes to lower emissions.

## EXCELLENT CORNERING

There's no doubt about the fact that cornering stability is essential. Thankfully, the 400NK inherited the easy handling of the rest of the NK family which allows for fast, sharp control in every bend.

## DESIGN

Our engineers put an unbelievable amount of thought into the development of this street bike, clearly it was well thought out as it has a compact body design with sleek, simple lines contributing to its sporty appearance.







## POWERFUL 650CC ENGINE

THE 650NK IS A STREET BIKE FOR REAL RIDERS, the ones who know what they want and what it takes to get there. These machines are built to dominate the urban terrain. Every ride is not only exciting but every corner you take is a thrill within itself. Now stop reading and step up to a true riding experience.





# PUSH IT'S MORE THAN A RIDE FOR PROGRESS



650NK





#### **ENGINE**

The 650NK has a 2-cylinder, 8-valve liquid cooled 650 cc engine. A 180-degree crankshaft-driven balancer shaft minimizes vibration reduces noise output while semi-dry sump allows for continuous lubrication and an FCC friction plate keeps things running smoothly.

#### **BOSCH EFI SYSTEM**


Low emission.

#### **2-CYLINDER INLINE**

8-valve, DOHC.

#### **SEMI-DRY SUMP**

Flexible riding experience.





## FRONT MASK / DESIGN

The lines on the front of the bike, used for the NK range show the aggressive and sporty stance. With a clearly unique look and feel, the 650NK is roaring to go.

# 650NK

DETERMINED TO  
TAKE YOU FURTHER

### LED HEADLIGHT

The powerful LED headlight ensures better vision and a safer riding experience.

### CONTINENTAL ABS

The ABS brakes have excellent stop-ability for shorter braking distances and more braking power.

### METZELER TYRES

High performance grip.

### KYB FRONT AND REAR SHOCK ABSORBER

The precisely adjusted KYB suspension responds instantly to any riding action, providing a quick response time and an effortless riding experience.

### RK CHAIN FROM JAPAN

Needle bearing design.

### LIGHT WEIGHT FRAME

The frame utilizes ultralight, high strength alloy steel material to provide great torsion resistance, making the frame longer-lasting.



# URBAN STREET SMARTS

A photograph of three motorcyclists riding on a city street at dusk. The lead rider is on a blue and white CFMOTO motorcycle, leaning into a turn. Two other riders are behind him, also on similar motorcycles. The background shows a city skyline with tall buildings under a twilight sky. The overall tone is dynamic and urban.

ABS

EVERYTHING WORTH AIMING FOR  
IS BEYOND THE REGULAR LIMITS.  
CFMOTO encourages you to push  
the boundaries and reach further.  
Life is meant to be lived, what are  
you waiting for?





## 150NK



## 400NK



## 650NK

### ENGINE

ENGINE TYPE  
DISPLACEMENT  
BORE X STROKE  
COMPRESSION RATIO  
MAXIMUM TORQUE  
MAXIMUM POWER  
MAXIMUM SPEED  
FUEL SUPPLY  
IGNITION  
TRANSMISSION

Single-cylinder, liquid-cooled, SOHC, BOSCH EFI  
149.4 cc  
57 x 58.6 mm [2.2 x 2.3 in]  
10.5:1  
10.7 N.m [7000 rpm]  
8.8 kW/8500 rpm [11.8 hp/8500 rpm]  
100 km/h  
EFI  
ECU  
6-speed

2-cylinder inline, 8-valve, Liquid cooled, DOHC, BOSCH EFI  
400.4 cc  
68.4 x 54.5 mm [2.7 x 2.2 in]  
11.1:1  
34.4 N.m [7650 rpm]  
30.5kW/9500rpm [41hp/9500rpm]  
155 km/h  
EFI  
ECU  
6-speed

2-cylinder inline, 8-valve, Liquid cooled, DOHC, BOSCH EFI  
649.3 cc  
83 x 60 mm [3.3 x 2.4 in]  
11.3:1  
56.0 N.m [7000 rpm]  
45kW/9000 rpm [60hp/9000 rpm]  
180 km/h  
EFI  
ECU  
6-speed

### CHASSIS

SUSPENSION  
BRAKE  
RIM  
TIRE

Front: Upside down; Rear: Mid positioned, Single  
Hydraulic  
Front: 2.5 x 17 MT; Rear: 3.5 x 17 MT  
Cheng Shin, high speed radial tire  
Front: 100/80 R17; Rear: 130/70 R17

Front: retractable type; Rear: cantilever type  
Hydraulic  
Front: 3.5 x 17 MT; Rear: 4.5 x 17 MT  
Cheng Shin, high speed radial tire  
Front: 120/70 ZR17; Rear: 160/60 ZR17

Front: retractable type; Rear: cantilever type  
Hydraulic  
Front: 3.5 x 17 MT; Rear: 4.5 x 17 MT  
METZELER, high performance grip tire  
Front: 120/70 ZR17; Rear: 160/60 ZR17

### DIMENSIONS & CAPACITIES

LENGHT X WIDTH X HEIGHT  
WHEELBASE  
SEAT HEIGHT  
MINIMUM GROUND CLEARANCE  
MINIMUM TURNING DIAMETER  
CURB WEIGHT  
MAXIMUM PAYLOAD CAPACITY  
FUEL CAPACITY  
ABS

2060 x 770 x 1070 mm [81 x 30 x 42 in]  
1360 mm [54 in]  
775 mm [30.5 in]  
150 mm [5.9 in]  
5 m [197 in]  
142 kg [313 lb]  
150 kg [330 lb]  
10 L [2.64 gal]

2114 x 757 x 1100 mm [83 x 30 x 43 in]  
1415 mm [56 in]  
815 mm [32.1 in]  
150 mm [6 in]  
5.4 m [212 in]  
206 kg [454 lb]  
150 kg [330 lb]  
17 L [4.5 gal]

2114 x 757 x 1100 mm [83 x 30 x 43 in]  
1415 mm [56 in]  
815 mm [32.1 in]  
150 mm [6 in]  
5.4 m [212 in]  
206 kg [454 lb]  
150 kg [330 lb]  
17 L [4.5 gal]

optional

standard

### COLORS

AVAILABLE

Silver White, Pearl Black, Royal Blue

Pearl Black, CFMOTO Blue

Pearl Black, Pearl White





# EXPERIENCE MORE TOGETHER



© 2016, ZHEJIANG CFMOTO POWER CO., LTD.



 CFMOTO



ZHEJIANG CFMOTO POWER CO., LTD.  
No. 116, Wuzhou Road, Yuhang Economic Development Zone,  
Handzhou 311100, Zhejiang Province  
Tel: 86-571-89265799 Fax: 86-571-89265788  
Email: [export@cfmoto.com](mailto:export@cfmoto.com), [www.cfmoto.cn](http://www.cfmoto.cn)

Copyright Zhejiang CFMOTO Power Co., Ltd. 2016.  
All rights reserved. Vehicle specifications are subject to change  
without notice. Imagery may not reflect most current product  
specifications. CFMOTO reserves the right to make improvements  
and/or design changes without any obligation to modify  
previously sold, assembled or fabricated equipment.